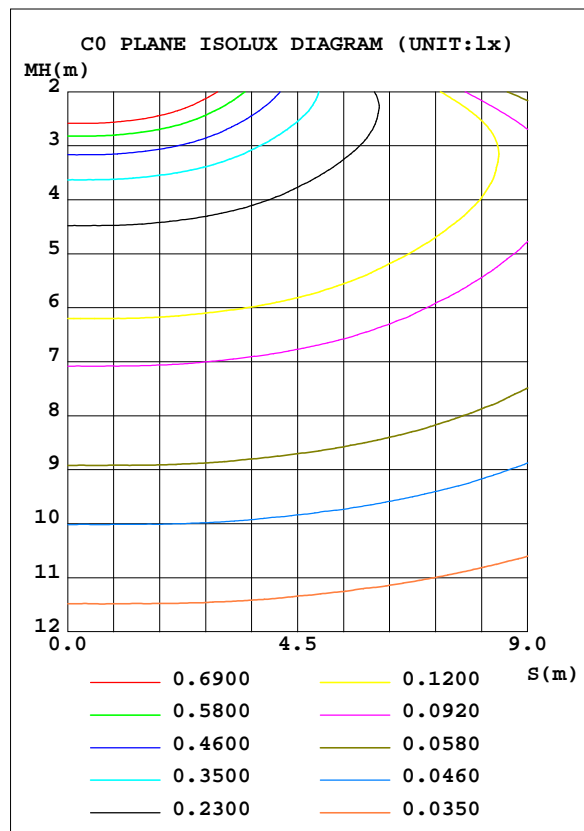
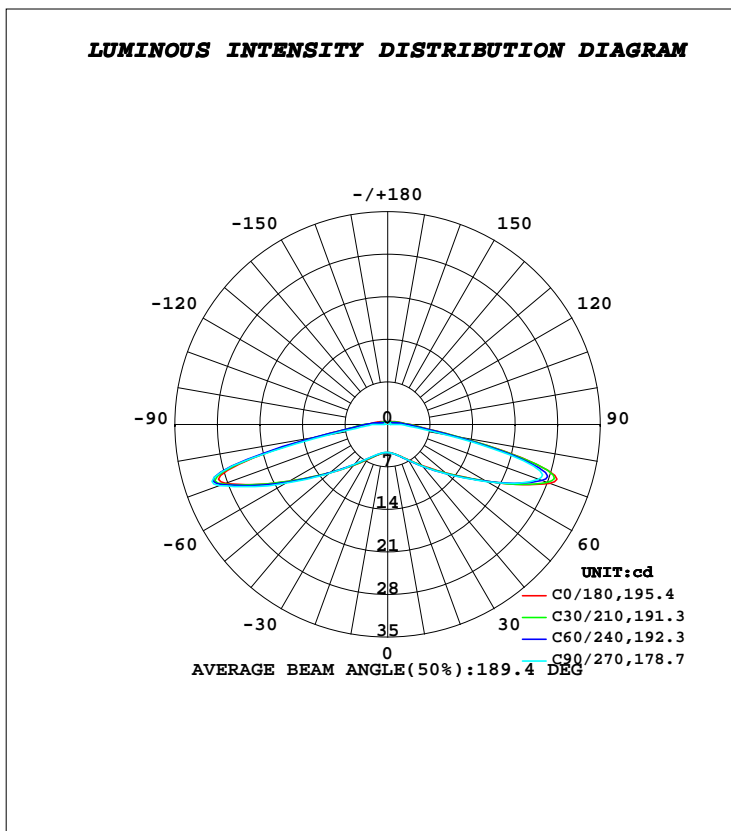


LUMINAIRE PHOTOMETRIC TEST REPORT

Test:U:12.000V I:0.0583A P:0.7100W PF:0.0000 Freq:0Hz		
Lamp Flux:92.1677x1 lm		
Name: UV2W	Type: LED	
MFR.:		

DATA OF LAMP		PHOTOMETRIC DATA Eff: 129.81 lm/W			
MODEL		I _{max} (cd)	30.41	S/MH(C0/180)	3.49
NOMINAL POWER(W)	0.71	LOR(%)	100.0	S/MH(C90/270)	3.52
RATED VOLTAGE(V)	12	TOTAL FLUX(lm)	92.168	η UP, DN(C0-180)	3.6,45.9
NOMINAL FLUX(lm)	92.1677	CIE CLASS	DIRECT	η UP, DN(C180-360)	3.6,46.9
LAMPS INSIDE	1	η up(%)	7.2	CIBSE SHR NOM	2.00
TEST VOLTAGE(V)	12	η down(%)	92.8	CIBSE SHR MAX	2.00



C Range: 0 - 360DEG
C Interval: 30.0DEG
Test Speed: HIGH
Temperature:25.3DEG
Operators:DAMIN
Test Date:2021-10-29

γ Range: 0 - 180DEG
γ Interval: 1.0DEG
Test System:EO-2000A_V1 SYSTEM V2.00.443
Humidity:65.0%
Test Distance:8.000m [K=0.7063]
Remarks:

ZONAL FLUX DIAGRAM

ZONAL FLUX DIAGRAM:

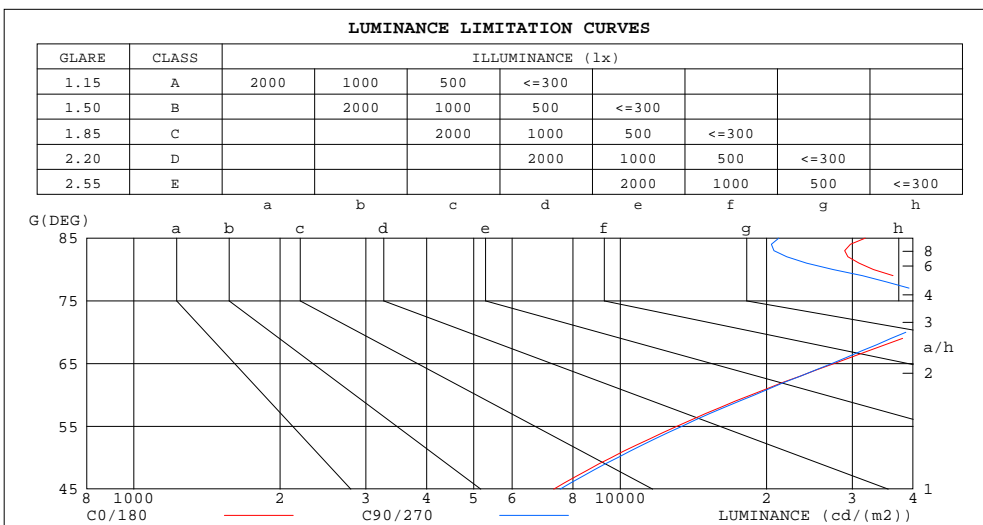
γ	C0	C45	C90	C135	C180	C225	C270	C315	γ	Φ zone	Φ total	%lum,lamp
10	4.846	4.867	4.869	4.867	4.846	4.801	4.768	4.801	0- 10	0.4517	0.4517	0.49,0.49
20	5.481	5.533	5.525	5.533	5.481	5.388	5.320	5.388	10- 20	1.457	1.908	2.07,2.07
30	6.692	6.796	6.781	6.796	6.692	6.553	6.459	6.553	20- 30	2.796	4.704	5.1,5.1
40	8.825	8.990	9.025	8.990	8.825	8.667	8.610	8.667	30- 40	4.833	9.538	10.3,10.3
50	12.37	12.57	12.67	12.57	12.37	12.29	12.52	12.29	40- 50	8.156	17.69	19.2,19.2
60	18.66	18.66	18.86	18.66	18.66	18.80	19.34	18.80	50- 60	13.79	31.49	34.2,34.2
70	28.37	27.43	26.43	27.43	28.37	28.87	29.49	28.87	60- 70	23.29	54.77	59.4,59.4
80	11.57	11.33	9.509	11.33	11.57	11.83	9.593	11.83	70- 80	24.39	79.16	85.9,85.9
90	3.739	3.512	1.988	3.512	3.739	3.809	2.335	3.809	80- 90	6.407	85.57	92.8,92.8
100	2.082	1.879	0.5110	1.879	2.082	1.623	0.5470	1.623	90-100	2.455	88.03	95.5,95.5
110	1.389	1.159	0.5151	1.159	1.389	1.090	0.5290	1.090	100-110	1.394	89.42	97,97
120	1.006	0.7970	0.4831	0.7970	1.006	0.7764	0.5061	0.7764	110-120	0.8993	90.32	98,98
130	0.7961	0.6386	0.4651	0.6386	0.7961	0.6579	0.4882	0.6579	120-130	0.6334	90.95	98.7,98.7
140	0.7129	0.5651	0.4692	0.5651	0.7129	0.5869	0.5012	0.5869	130-140	0.4765	91.43	99.2,99.2
150	0.4982	0.4639	0.4496	0.4639	0.4982	0.5102	0.5004	0.5102	140-150	0.3409	91.77	99.6,99.6
160	0.4680	0.4561	0.4537	0.4561	0.4680	0.4805	0.4799	0.4805	150-160	0.2178	91.99	99.8,99.8
170	0.4783	0.4686	0.4659	0.4686	0.4783	0.4846	0.4815	0.4846	160-170	0.1336	92.12	100,100
180	0.4796	0.4779	0.4758	0.4779	0.4796	0.4797	0.4782	0.4797	170-180	0.0457	92.17	100,100
DEG	LUMINOUS INTENSITY:cd									UNIT:lm		

C Range: 0 - 360DEG
C Interval: 30.0DEG
Test Speed: HIGH
Temperature:25.3DEG
Operators:DAMIN
Test Date:2021-10-29

γ Range: 0 - 180DEG
 γ Interval: 1.0DEG
Test System:GO-2000A_V1 SYSTEM V2.00.443
Humidity:65.0%
Test Distance:8.000m [K=0.7063]
Remarks:

LUMINANCE LIMITATION CURVES

Test:U:12.000V I:0.0583A P:0.7100W PF:0.0000 Freq:0Hz		
Lamp Flux:92.1677x1 lm		
Name: UV2W	Type: LED	
MFR.:		



LUMINANCE cd/(m2)		
G(DEG)	C0/180	C90/270
85	31916	21179
80	33166	27412
75	48664	44790
70	41301	38684
65	27485	27195
60	18581	18883
55	13064	13386
50	9582	9866
45	7305	7527

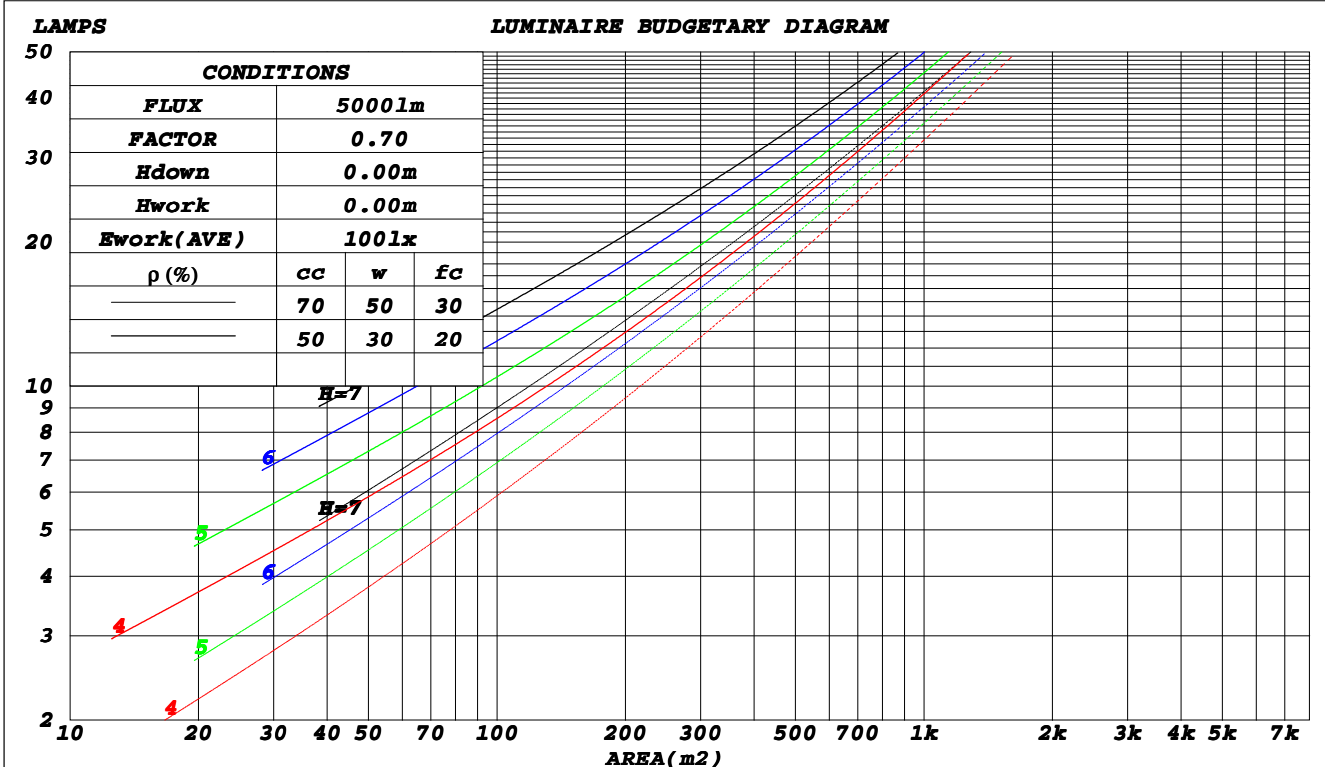
C Range: 0 - 360DEG
C Interval: 30.0DEG
Test Speed: HIGH
Temperature: 25.3DEG
Operators: DAMIN
Test Date: 2021-10-29

γ Range: 0 - 180DEG
γ Interval: 1.0DEG
Test System: SO-2000A_V1 SYSTEM V2.00.443
Humidity: 65.0%
Test Distance: 8.000m [K=0.7063]
Remarks:

CU AND LUMINAIRE BUDGETARY ESTIMATE DIAGRAM

Test:U:12.000V I:0.0583A P:0.7100W PF:0.0000 Freq:0Hz		
Lamp Flux:92.1677x1 lm		
Name: UV2W	Type: LED	
MFR.:		

ρ_{cc}	80%			70%			50%			30%			10%			0
ρ_w	50%	30%	10%	50%	30%	10%	50%	30%	10%	50%	30%	10%	50%	30%	10%	0
ρ_{fc}	20%			20%			20%			20%			20%			0
RCR	RCR:Room Cavity Ratio						Coefficients of Utilization(CU)									
0.0	1.17	1.17	1.17	1.14	1.14	1.14	1.07	1.07	1.07	1.01	1.01	1.01	.95	.95	.95	.93
1.0	.92	.85	.79	.89	.83	.77	.83	.78	.73	.78	.73	.69	.73	.69	.66	.63
2.0	.73	.63	.54	.71	.61	.53	.66	.58	.51	.61	.54	.48	.56	.51	.46	.43
3.0	.60	.48	.39	.58	.47	.38	.53	.44	.37	.49	.41	.35	.46	.39	.33	.30
4.0	.51	.39	.29	.49	.37	.29	.45	.35	.28	.41	.33	.26	.38	.31	.25	.22
5.0	.43	.32	.23	.42	.31	.23	.38	.29	.22	.35	.27	.20	.33	.25	.20	.17
6.0	.38	.27	.19	.37	.26	.18	.34	.24	.17	.31	.23	.17	.29	.21	.16	.13
7.0	.34	.23	.15	.32	.22	.15	.30	.21	.14	.28	.20	.14	.26	.18	.13	.10
8.0	.30	.20	.13	.29	.19	.13	.27	.18	.12	.25	.17	.12	.23	.16	.11	.09
9.0	.27	.18	.11	.26	.17	.11	.25	.16	.10	.23	.15	.10	.21	.14	.09	.07
10.0	.25	.16	.10	.24	.15	.10	.23	.15	.09	.21	.14	.09	.20	.13	.08	.06



C Range: 0 - 360DEG
 C Interval: 30.0DEG
 Test Speed: HIGH
 Temperature: 25.3DEG
 Operators: DAMIN
 Test Date: 2021-10-29

γ Range: 0 - 180DEG
 γ Interval: 1.0DEG
 Test System: SO-2000A_V1 SYSTEM V2.00.443
 Humidity: 65.0%
 Test Distance: 8.000m [K=0.7063]
 Remarks:

WEC AND CCEC

Test:U:12.000V I:0.0583A P:0.7100W PF:0.0000 Freq:0Hz		
Lamp Flux:92.1677x1 lm		
Name: UV2W	Type: LED	
MFR.:		

ρ_{cc}	80%			70%			50%			30%			10%			0
ρ_w	50%	30%	10%	50%	30%	10%	50%	30%	10%	50%	30%	10%	50%	30%	10%	0
ρ_{fc}	20%			20%			20%			20%			20%			0
RCR	RCR:Room Cavity Ratio						Wall Exitance Coefficients(WEC)									
0.0																
1.0	.502	.285	.090	.492	.281	.089	.474	.272	.087	.457	.263	.085	.441	.256	.082	
2.0	.439	.240	.074	.430	.237	.073	.413	.230	.071	.397	.223	.070	.383	.217	.068	
3.0	.382	.203	.061	.374	.200	.060	.359	.195	.059	.345	.189	.058	.332	.184	.057	
4.0	.336	.174	.051	.329	.172	.051	.315	.167	.050	.302	.162	.049	.290	.158	.048	
5.0	.298	.152	.044	.292	.150	.044	.279	.145	.043	.268	.141	.042	.257	.137	.041	
6.0	.268	.134	.038	.262	.132	.038	.251	.128	.037	.240	.125	.037	.231	.121	.036	
7.0	.242	.120	.034	.237	.118	.034	.227	.115	.033	.218	.112	.032	.209	.109	.032	
8.0	.221	.108	.030	.217	.107	.030	.208	.104	.030	.199	.101	.029	.191	.098	.029	
9.0	.204	.098	.028	.199	.097	.027	.191	.095	.027	.183	.092	.026	.176	.090	.026	
10.0	.188	.090	.025	.185	.089	.025	.177	.087	.024	.170	.084	.024	.163	.082	.024	

ρ_{cc}	80%			70%			50%			30%			10%			0
ρ_w	50%	30%	10%	50%	30%	10%	50%	30%	10%	50%	30%	10%	50%	30%	10%	0
ρ_{fc}	20%			20%			20%			20%			20%			0
RCR	RCR:Room Cavity Ratio						Ceiling Cavity Exitance Coefficients(CCEC)									
0.0																
1.0	.245	.245	.245	.209	.209	.209	.143	.143	.143	.082	.082	.082	.026	.026	.026	
2.0	.247	.187	.136	.212	.161	.117	.145	.111	.082	.084	.065	.048	.027	.021	.016	
3.0	.242	.171	.114	.207	.147	.099	.142	.102	.069	.082	.060	.041	.026	.019	.013	
4.0	.234	.159	.101	.201	.137	.088	.138	.096	.062	.080	.056	.037	.026	.018	.012	
5.0	.226	.149	.093	.194	.129	.081	.133	.090	.057	.077	.053	.034	.025	.017	.011	
6.0	.217	.142	.088	.186	.123	.076	.129	.086	.054	.075	.050	.032	.024	.017	.011	
7.0	.208	.135	.084	.179	.117	.073	.124	.082	.052	.072	.048	.031	.023	.016	.010	
8.0	.200	.129	.081	.172	.112	.070	.119	.079	.050	.069	.046	.030	.022	.015	.010	
9.0	.193	.124	.078	.166	.108	.068	.115	.076	.048	.067	.045	.029	.022	.015	.010	
10.0	.186	.120	.076	.160	.104	.067	.111	.073	.047	.065	.043	.028	.021	.014	.009	

C Range: 0 - 360DEG
C Interval: 30.0DEG
Test Speed: HIGH
Temperature:25.3DEG
Operators:DAMIN
Test Date:2021-10-29

γ Range: 0 - 180DEG
 γ Interval: 1.0DEG
Test System:GO-2000A_V1 SYSTEM V2.00.443
Humidity:65.0%
Test Distance:8.000m [K=0.7063]
Remarks:

UGR(Unified Glare Rating) Table

Test:U:12.000V I:0.0583A P:0.7100W PF:0.0000 Freq:0Hz		
Lamp Flux:92.1677x1 lm		
Name: UV2W	Type: LED	
MFR.:		

ceiling/cavity	0.7	0.7	0.5	0.5	0.3	0.7	0.7	0.5	0.5	0.3
walls	0.5	0.3	0.5	0.3	0.3	0.5	0.3	0.5	0.3	0.3
working plane	0.2	0.2	0.2	0.2	0.2	0.2	0.2	0.2	0.2	0.2
Room dimensions	Viewed crosswise					Viewed endwise				
x = 2H y = 2H	22.8	24.7	23.2	25.1	25.5	22.9	24.7	23.3	25.1	25.5
3H	28.1	29.9	28.6	30.3	30.7	27.9	29.7	28.3	30.1	30.5
4H	30.3	32.0	30.8	32.4	32.9	29.9	31.6	30.4	32.0	32.5
6H	31.2	32.8	31.6	33.2	33.7	30.7	32.3	31.2	32.7	33.2
8H	31.3	32.9	31.8	33.3	33.8	30.8	32.3	31.2	32.8	33.3
12H	31.4	32.9	31.9	33.4	33.9	30.8	32.3	31.3	32.8	33.3
4H 2H	24.6	26.3	25.0	26.7	27.2	24.6	26.3	25.1	26.7	27.2
3H	29.7	31.2	30.1	31.6	32.1	29.4	30.9	29.9	31.4	31.9
4H	31.7	33.1	32.2	33.6	34.1	31.4	32.8	31.9	33.3	33.8
6H	32.6	33.9	33.1	34.4	34.9	32.2	33.4	32.7	33.9	34.5
8H	32.8	34.0	33.3	34.5	35.1	32.3	33.5	32.8	34.0	34.6
12H	32.9	34.1	33.5	34.6	35.2	32.4	33.5	32.9	34.0	34.6
8H 4H	32.3	33.5	32.8	34.0	34.6	32.0	33.2	32.5	33.7	34.3
6H	33.2	34.3	33.8	34.8	35.4	32.9	33.9	33.4	34.4	35.0
8H	33.5	34.4	34.1	35.0	35.6	33.1	34.0	33.6	34.5	35.2
12H	33.7	34.5	34.3	35.1	35.8	33.2	34.0	33.8	34.6	35.2
12H 4H	32.3	33.4	32.8	33.9	34.5	32.0	33.1	32.6	33.7	34.2
6H	33.3	34.2	33.9	34.8	35.4	32.9	33.8	33.5	34.4	35.0
8H	33.6	34.4	34.2	35.0	35.6	33.2	34.0	33.8	34.5	35.2
Variations with the observer position at spacings(CIE Pub.117):										
S = 1.0H	+ 0.0 / - 0.1					+ 0.1 / - 0.1				
1.5H	+ 0.1 / - 0.2					+ 0.1 / - 0.2				
2.0H	+ 0.2 / - 0.3					+ 0.2 / - 0.3				

CIE Pub.117, 92.17 lm Total Lamp Luminous Flux Corrected (8log(F/F0) = -8.3)
 Area: 0.002 m2

C Range: 0 - 360DEG
C Interval: 30.0DEG
Test Speed: HIGH
Temperature:25.3DEG
Operators:DAMIN
Test Date:2021-10-29

γ Range: 0 - 180DEG
γ Interval: 1.0DEG
Test System:EO-2000A_V1 SYSTEM V2.00.443
Humidity:65.0%
Test Distance:8.000m [K=0.7063]
Remarks:

UTILIZATION FACTORS TABLE

Test:U:12.000V I:0.0583A P:0.7100W PF:0.0000 Freq:0Hz		
Lamp Flux:92.1677x1 lm		
Name: UV2W	Type: LED	
MFR.:		

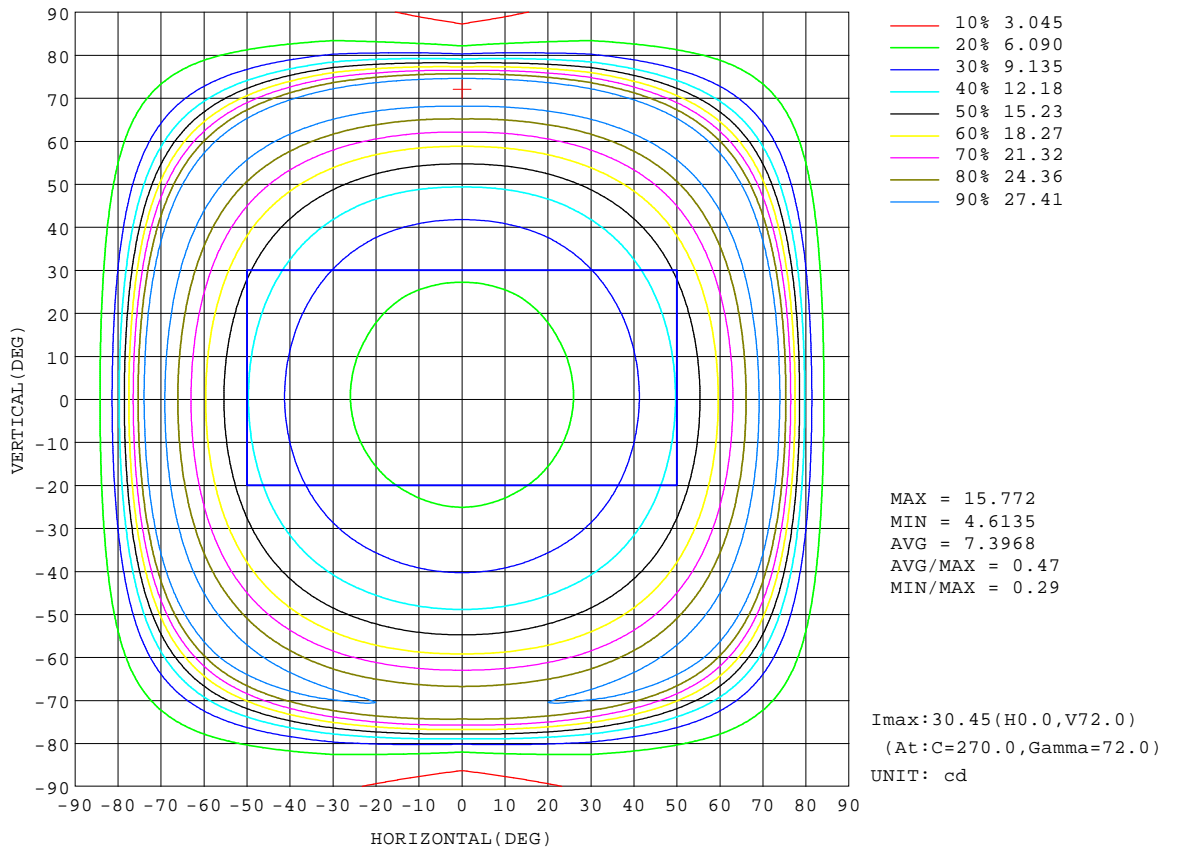
REFLECTANCE										
Ceiling	0.8	0.8	0.8	0.7	0.7	0.7	0.5	0.5	0.5	0
Walls	0.7	0.5	0.3	0.7	0.5	0.3	0.7	0.5	0.3	0
Working plane	0.2	0.2	0.2	0.2	0.2	0.2	0.2	0.2	0.2	0
ROOM INDEX	UTILIZATION FACTORS(PERCENT) $k(RI) \times RCR = 5$									
k = 0.60	40	25	17	39	25	17	37	24	16	8
0.80	48	32	22	46	31	22	44	30	21	12
1.00	55	39	28	53	38	28	50	40	27	17
1.25	62	46	35	60	45	35	56	43	34	23
1.50	68	53	42	65	51	41	61	49	40	28
2.00	77	63	53	74	61	52	69	58	50	38
2.50	83	71	61	80	69	59	75	65	57	45
3.00	88	77	68	85	75	66	79	71	63	51
4.00	95	85	77	92	83	76	86	78	72	59
5.00	99	91	84	96	88	82	90	84	78	65
ROOM INDEX	UF(total)									Direct
According to DIN EN 13032-2 2004			Suspended				SHRNOM = 1.25			

C Range: 0 - 360DEG
C Interval: 30.0DEG
Test Speed: HIGH
Temperature:25.3DEG
Operators:DAMIN
Test Date:2021-10-29

γ Range: 0 - 180DEG
 γ Interval: 1.0DEG
Test System:SO-2000A_V1 SYSTEM V2.00.443
Humidity:65.0%
Test Distance:8.000m [K=0.7063]
Remarks:

ISOCANDELA DIAGRAM

Test:U:12.000V I:0.0583A P:0.7100W PF:0.0000 Freq:0Hz		
Lamp Flux:92.1677x1 lm		
Name: UV2W	Type: LED	
MFR.:		



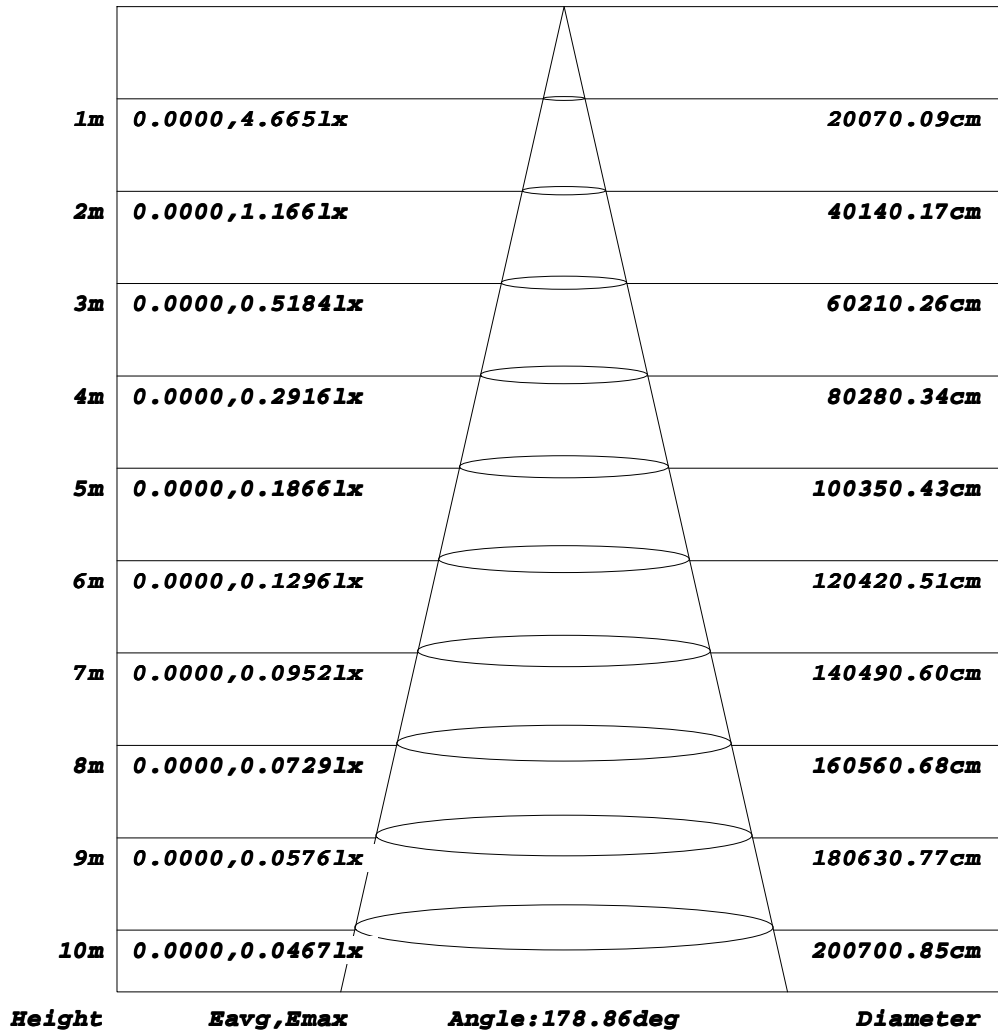
C Range: 0 - 360DEG
C Interval: 30.0DEG
Test Speed: HIGH
Temperature: 25.3DEG
Operators: DAMIN
Test Date: 2021-10-29

γ Range: 0 - 180DEG
γ Interval: 1.0DEG
Test System: EO-2000A_V1 SYSTEM V2.00.443
Humidity: 65.0%
Test Distance: 8.000m [K=0.7063]
Remarks:

AAI Figure

Test:U:12.000V I:0.0583A P:0.7100W PF:0.0000 Freq:0Hz		
Lamp Flux:92.1677x1 lm		
Name: UV2W	Type: LED	
MFR.:		

Flux out:85.57 lm



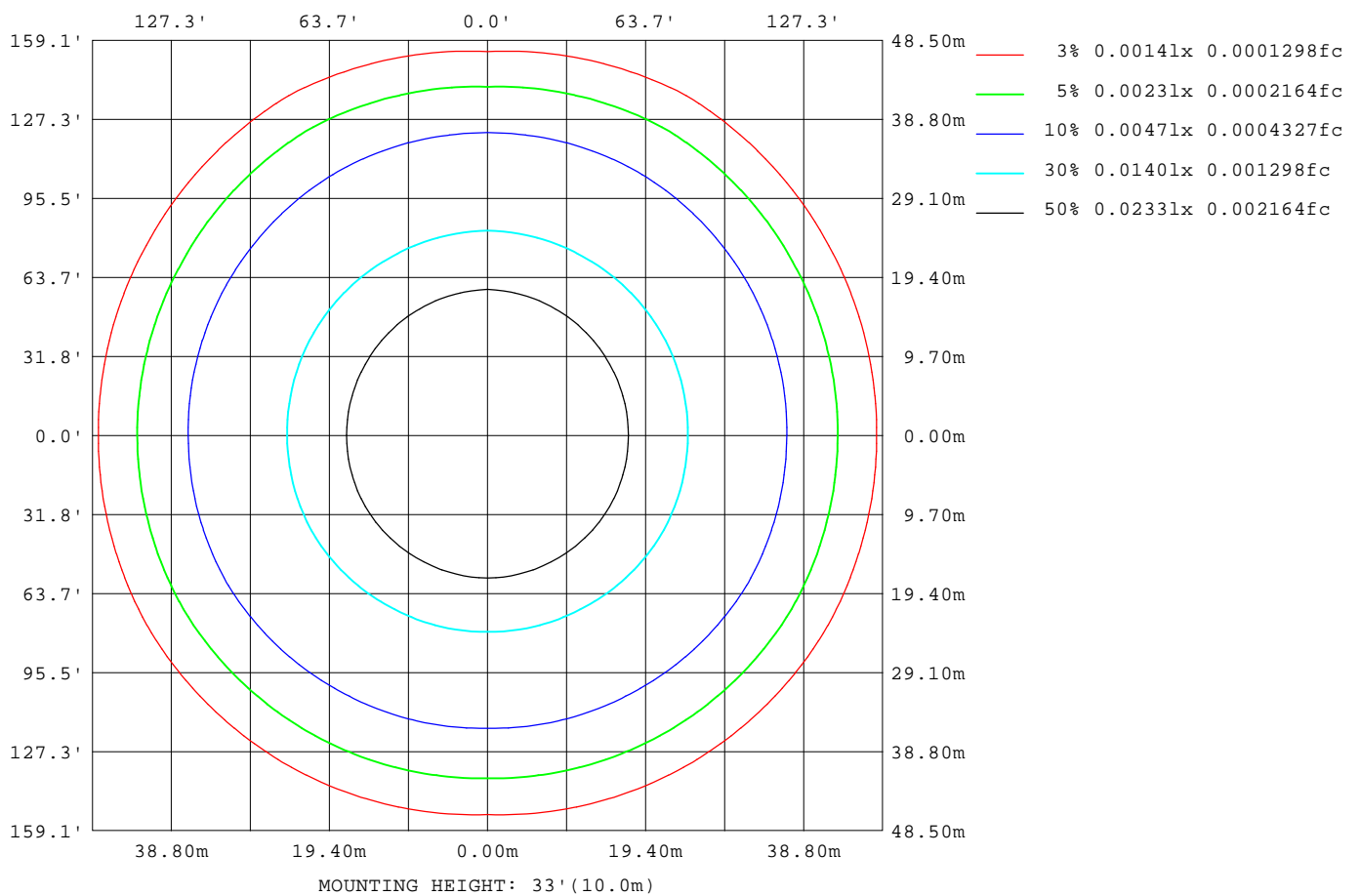
Note: The Curves indicate the illuminated area and the average illumination when the luminaire is at different distance.

C Range: 0 - 360DEG
C Interval: 30.0DEG
Test Speed: HIGH
Temperature: 25.3DEG
Operators: DAMIN
Test Date: 2021-10-29

γ Range: 0 - 180DEG
γ Interval: 1.0DEG
Test System: EO-2000A_V1 SYSTEM V2.00.443
Humidity: 65.0%
Test Distance: 8.000m [K=0.7063]
Remarks:

ISOLUX DIAGRAM

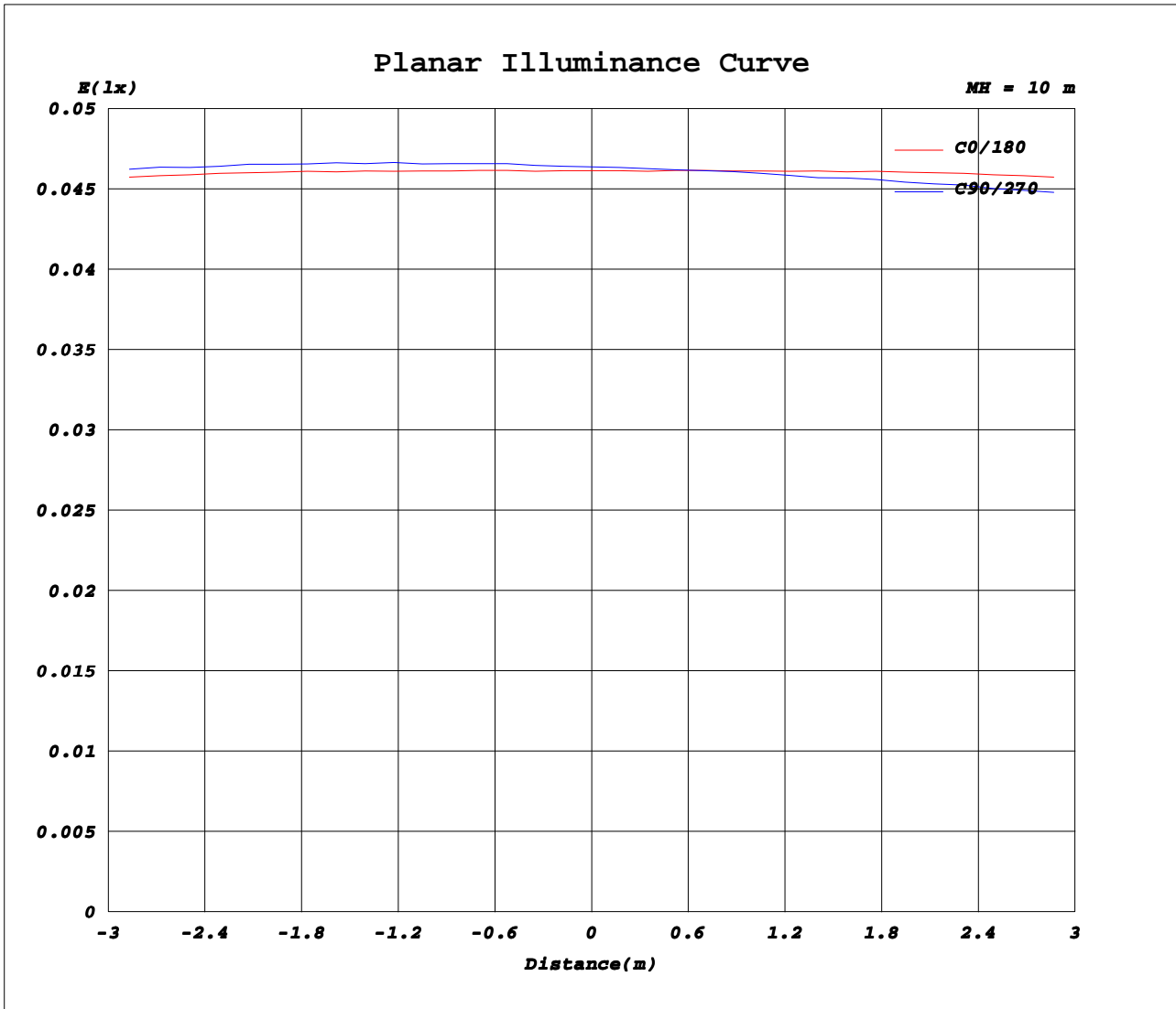
Test:U:12.000V I:0.0583A P:0.7100W PF:0.0000 Freq:0Hz		
Lamp Flux:92.1677x1 lm		
Name: UV2W	Type: LED	
MFR.:		



C Range: 0 - 360DEG
C Interval: 30.0DEG
Test Speed: HIGH
Temperature: 25.3DEG
Operators: DAMIN
Test Date: 2021-10-29

γ Range: 0 - 180DEG
γ Interval: 1.0DEG
Test System: SO-2000A_V1 SYSTEM V2.00.443
Humidity: 65.0%
Test Distance: 8.000m [K=0.7063]
Remarks:

Planar Illuminance Curve



C Range: 0 - 360DEG
C Interval: 30.0DEG
Test Speed: HIGH
Temperature: 25.3DEG
Operators: DAMIN
Test Date: 2021-10-29

γ Range: 0 - 180DEG
γ Interval: 1.0DEG
Test System: SO-2000A_V1 SYSTEM V2.00.443
Humidity: 65.0%
Test Distance: 8.000m [K=0.7063]
Remarks:

LUMINOUS DISTRIBUTION INTENSITY DATA

Test:U:12.000V I:0.0583A P:0.7100W PF:0.0000 Freq:0Hz		
Lamp Flux:92.1677x1 lm		
Name: UV2W	Type: LED	
MFR.:		

Table--1

UNIT: cd

C(DEG) γ (DEG)	0	30	60	90	120	150	180	210	240	270	300	330							
0	4.63	4.63	4.63	4.63	4.63	4.63	4.63	4.63	4.63	4.63	4.63	4.63							
5	4.68	4.69	4.70	4.71	4.70	4.69	4.68	4.68	4.66	4.66	4.66	4.68							
10	4.85	4.86	4.87	4.87	4.87	4.86	4.85	4.82	4.78	4.77	4.78	4.82							
15	5.11	5.14	5.15	5.14	5.15	5.14	5.11	5.07	5.00	4.98	5.00	5.07							
20	5.48	5.52	5.54	5.52	5.54	5.52	5.48	5.43	5.35	5.32	5.35	5.43							
25	5.99	6.05	6.10	6.07	6.10	6.05	5.99	5.93	5.83	5.80	5.83	5.93							
30	6.69	6.76	6.83	6.78	6.83	6.76	6.69	6.61	6.49	6.46	6.49	6.61							
35	7.61	7.70	7.80	7.75	7.80	7.70	7.61	7.53	7.39	7.37	7.39	7.53							
40	8.83	8.92	9.06	9.02	9.06	8.92	8.83	8.74	8.60	8.61	8.60	8.74							
45	10.4	10.5	10.6	10.6	10.6	10.5	10.4	10.3	10.2	10.3	10.2	10.3							
50	12.4	12.5	12.7	12.7	12.7	12.5	12.4	12.3	12.3	12.5	12.3	12.3							
55	15.0	15.1	15.3	15.3	15.3	15.1	15.0	15.0	15.2	15.4	15.2	15.0							
60	18.7	18.6	18.7	18.9	18.7	18.6	18.7	18.6	19.0	19.3	19.0	18.6							
65	23.3	23.3	22.9	23.0	22.9	23.3	23.3	23.3	23.7	24.2	23.7	23.3							
70	28.4	27.9	27.0	26.4	27.0	27.9	28.4	28.8	29.0	29.5	29.0	28.8							
75	25.3	25.3	23.9	23.2	23.9	25.3	25.3	25.9	26.6	26.4	26.6	25.9							
80	11.6	11.7	11.0	9.51	11.0	11.7	11.6	11.7	12.0	9.59	12.0	11.7							
85	5.59	5.38	5.07	3.69	5.07	5.38	5.59	5.71	5.56	3.89	5.56	5.71							
90	3.74	3.67	3.35	1.99	3.35	3.67	3.74	3.92	3.70	2.33	3.70	3.92							
95	2.66	2.58	2.35	0.48	2.35	2.58	2.66	2.07	2.64	0.53	2.64	2.07							
100	2.08	2.01	1.75	0.51	1.75	2.01	2.08	1.51	1.73	0.55	1.73	1.51							
105	1.67	1.60	1.31	0.52	1.31	1.60	1.67	1.37	1.39	0.54	1.39	1.37							
110	1.39	1.32	1.00	0.52	1.00	1.32	1.39	1.13	1.05	0.53	1.05	1.13							
115	1.17	1.10	0.80	0.50	0.80	1.10	1.17	0.96	0.84	0.52	0.84	0.96							
120	1.01	0.93	0.66	0.48	0.66	0.93	1.01	0.86	0.69	0.51	0.69	0.86							
125	0.88	0.82	0.58	0.47	0.58	0.82	0.88	0.85	0.61	0.49	0.61	0.85							
130	0.80	0.74	0.54	0.47	0.54	0.74	0.80	0.76	0.56	0.49	0.56	0.76							
135	0.75	0.69	0.51	0.47	0.51	0.69	0.75	0.71	0.54	0.49	0.54	0.71							
140	0.71	0.65	0.49	0.47	0.49	0.65	0.71	0.66	0.51	0.50	0.51	0.66							
145	0.66	0.58	0.46	0.46	0.46	0.58	0.66	0.60	0.50	0.50	0.50	0.60							
150	0.50	0.48	0.45	0.45	0.45	0.48	0.50	0.52	0.50	0.50	0.50	0.52							
155	0.47	0.45	0.45	0.45	0.45	0.45	0.47	0.49	0.49	0.49	0.49	0.49							
160	0.47	0.46	0.46	0.45	0.46	0.46	0.47	0.48	0.48	0.48	0.48	0.48							
165	0.47	0.46	0.46	0.46	0.46	0.46	0.47	0.48	0.48	0.48	0.48	0.48							
170	0.48	0.47	0.47	0.47	0.47	0.47	0.48	0.49	0.48	0.48	0.48	0.49							
175	0.48	0.47	0.47	0.47	0.47	0.47	0.48	0.49	0.48	0.49	0.48	0.49							
180	0.48	0.48	0.48	0.48	0.48	0.48	0.48	0.48	0.48	0.48	0.48	0.48							

C Range: 0 - 360DEG
C Interval: 30.0DEG
Test Speed: HIGH
Temperature: 25.3DEG
Operators: DAMIN
Test Date: 2021-10-29

γ Range: 0 - 180DEG
γ Interval: 1.0DEG
Test System: EO-2000A_V1 SYSTEM V2.00.443
Humidity: 65.0%
Test Distance: 8.000m [K=0.7063]
Remarks: